













Profile	Thickness	Break Strength *	Buckle Pull Strength **	Available Widths
				1 1/2" (38.10 mm) 2" (50.80 mm)
 B07 Adjustable	.055" - .065", 1.40mm - 1.65mm	600lbs (272.155kd)	100lbs (45.359kg)	3/8" (9.52 mm) 1/2" (12.70 mm) 5/8" (15.87 mm) 3/4" (19.05 mm) 1" (25.40 mm) 1 1/2" (38.10 mm) 2" (50.80 mm) 4" (101.60 mm)
 B07 Ultra Thin	.030" - .040", .76mm - 1.02mm	600lbs (272.155kd)	100lbs (45.359kg)	3/8" (9.52 mm) 1/2" (12.70 mm) 5/8" (15.87 mm) 3/4" (19.05 mm) 1" (25.40 mm) 1 1/2" (38.10 mm) 2" (50.80 mm) 3" (76.20 mm)
 B07 Super Flex	.055" - .065", 1.40mm - 1.65mm	600lbs (272.155kd)	100lbs (45.359kg)	3/8" (9.52 mm) 1/2" (12.70 mm) 5/8" (15.87 mm) 3/4" (19.05 mm) 1" (25.40 mm) 1 1/2" (38.10 mm) 2" (50.80 mm) 4" (101.60 mm)
 B10 Super Flex	.055" - .065", 1.40mm - 1.65mm	1000lbs (453.592kg)	200lbs (90.719kg)	3/8" (9.52 mm) 1/2" (12.70 mm) 9/16" (14.28 mm) 5/8" (15.87 mm) 3/4" (19.05 mm) 7/8" (22.22 mm) 1" (25.40 mm) 1 1/8" (28.57 mm) 1 1/4" (31.75 mm) 1 1/2" (38.10 mm) 2" (50.80 mm) 2 1/2" (63.50 mm)

Profile	Thickness	Break Strength *	Buckle Pull Strength **	Available Widths
				3" (76.20 mm) 4" (101.60 mm)
 B10 High Flex	.075" - .085", 1.91mm - 2.16mm	1000lbs (453.592kg)	200lbs (90.719kg)	3/8" (9.52 mm) 1/2" (12.70 mm) 9/16" (14.28 mm) 5/8" (15.87 mm) 3/4" (19.05 mm) 7/8" (22.22 mm) 1" (25.40 mm) 1 1/8" (28.57 mm) 1 1/4" (31.75 mm) 1 1/2" (38.10 mm) 2" (50.80 mm) 2 1/2" (63.50 mm) 3" (76.20 mm) 4" (101.60 mm)
 B10 Standard	.095" - .105", 2.41mm - 2.67mm	1000lbs (453.592kg)	200lbs (90.719kg)	3/8" (9.52 mm) 1/2" (12.70 mm) 9/16" (14.28 mm) 5/8" (15.87 mm) 3/4" (19.05 mm) 7/8" (22.22 mm) 1" (25.40 mm) 1 1/8" (28.57 mm) 1 1/4" (31.75 mm) 1 1/2" (38.10 mm) 2" (50.80 mm) 2 1/2" (63.50 mm) 3" (76.20 mm) 4" (101.60 mm)
 B10 Grooved	.095" - .105", 2.41mm - 2.67mm	1000lbs (453.592kg)	200lbs (90.719kg)	3/8" (9.52 mm) 1/2" (12.70 mm) 9/16" (14.28 mm) 5/8" (15.87 mm) 3/4" (19.05 mm) 7/8" (22.22 mm) 1" (25.40 mm) 1 1/8" (28.57 mm)

Profile	Thickness	Break Strength *	Buckle Pull Strength **	Available Widths
				1 1/4" (31.75 mm) 1 1/2" (38.10 mm) 2" (50.80 mm) 2 1/2" (63.50 mm) 3" (76.20 mm) 4" (101.60 mm)
 B10 Ex Thick Grooved	.125" - .135", 3.17mm - 3.43mm	1000lbs (453.592kg)	200lbs (90.719kg)	3/8" (9.52 mm) 1/2" (12.70 mm) 9/16" (14.28 mm) 5/8" (15.87 mm) 3/4" (19.05 mm) 7/8" (22.22 mm) 1" (25.40 mm) 1 1/8" (28.57 mm) 1 1/4" (31.75 mm) 1 1/2" (38.10 mm) 2" (50.80 mm) 2 1/2" (63.50 mm) 3" (76.20 mm) 4" (101.60 mm)
 B10 Super Heavy	.140" - .160", 3.56mm - 4.06mm	1000lbs (453.592kg)	200lbs (90.719kg)	3/8" (9.52 mm) 1/2" (12.70 mm) 9/16" (14.28 mm) 5/8" (15.87 mm) 3/4" (19.05 mm) 7/8" (22.22 mm) 1" (25.40 mm) 1 1/8" (28.57 mm) 1 1/4" (31.75 mm) 1 1/2" (38.10 mm) 2" (50.80 mm) 2 1/2" (63.50 mm) 3" (76.20 mm) 4" (101.60 mm)
 B30 Super Heavy	.130" - .160", 3.30mm - 4.06mm	3000lbs (1360.777kg)	700lbs (317.515kg)	3/4" (19.05 mm) 1" (25.40 mm) 1 1/4" (31.75 mm) 1 1/2" (38.10 mm)

Profile	Thickness	Break Strength *	Buckle Pull Strength **	Available Widths
				2" (50.80 mm)
 B30 Super Heavy Grooved	.130" - .160", 3.30mm - 4.06mm	3000lbs (1360.777kg)	700lbs (317.515kg)	3/4" (19.05 mm) 1" (25.40 mm) 1 1/4" (31.75 mm) 1 1/2" (38.10 mm) 2" (50.80 mm)
 B30 Super Thick	.130" - .160", 3.30mm - 4.06mm	3000lbs (1360.777kg)	700lbs (317.515kg)	3/4" (19.05 mm) 1" (25.40 mm) 1 1/4" (31.75 mm) 1 1/2" (38.10 mm) 2" (50.80 mm)